



KS1 SATS RESULTS 2018-19

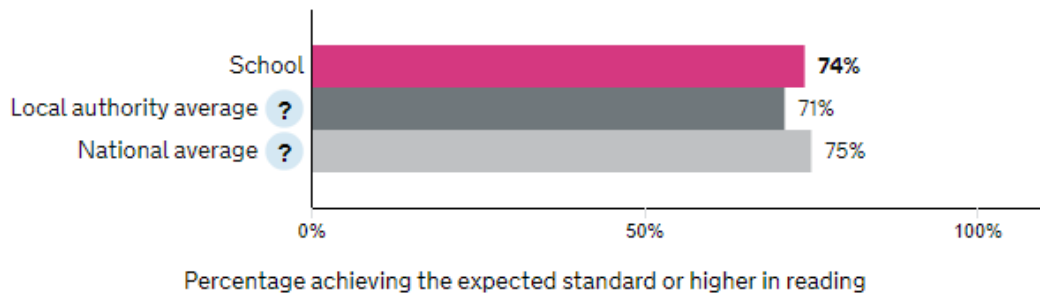


Percentage of children achieving the expected standard and percentage of children achieving greater depth

KS1 2018-19	EXPECTED STANDARD	GREATER DEPTH
RWM School	52	16
National Average	65	11
Sandwell Average	62	10
Reading School	74	26
National Average	75	25
Sandwell Average	71	22
Writing School	61	16
National Average	69	15
Sandwell Average	66	12
Maths School	65	19
National Average	76	22
Sandwell Average	74	19

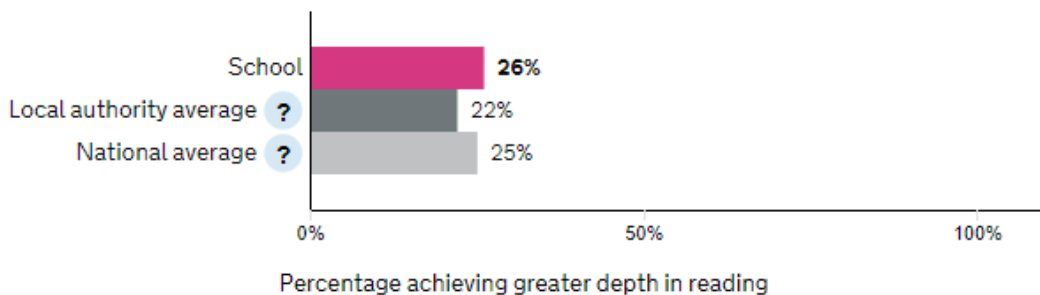
Percentage of children achieving the expected standard or higher in READING

Number of pupils = 31



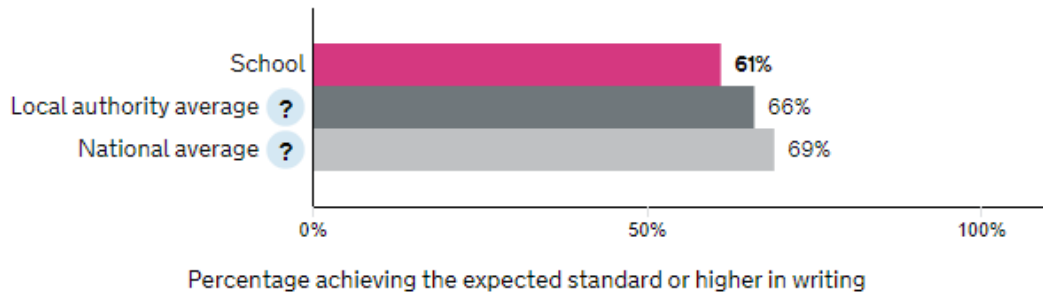
Percentage of children achieving greater depth in READING

Number of pupils = 31



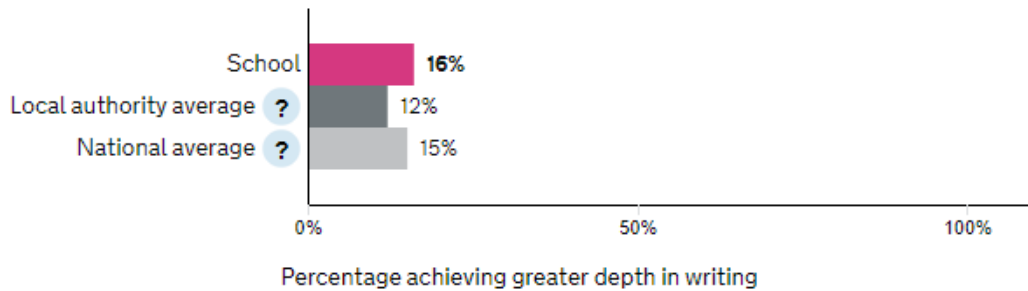
Percentage of children achieving the expected standard or higher in WRITING

Number of pupils = 31



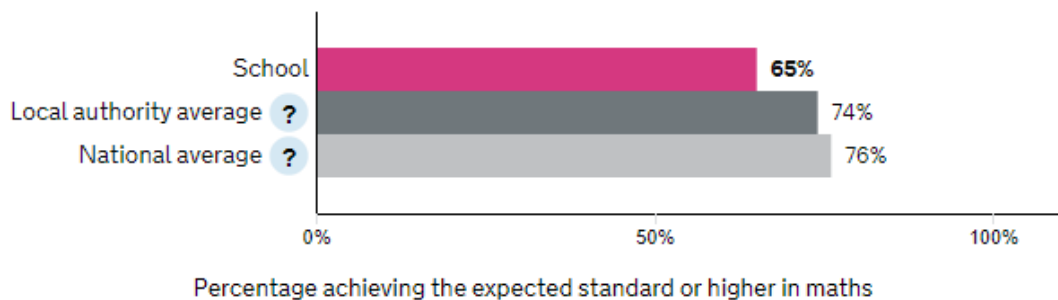
Percentage of children achieving greater depth in WRITING

Number of pupils = 31



Percentage of children achieving the expected standard or higher in Maths

Number of pupils = 31





KS1 SATS RESULTS 2018-19



Percentage of children achieving greater depth in MATHS

Number of pupils = 31

